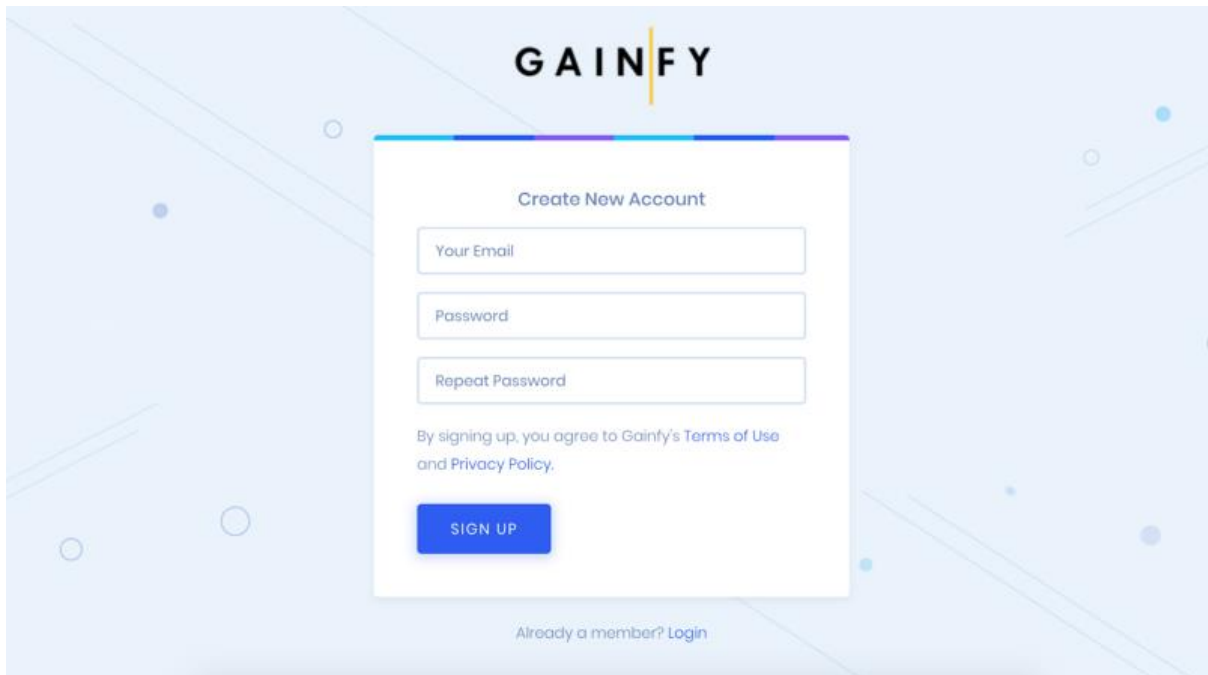
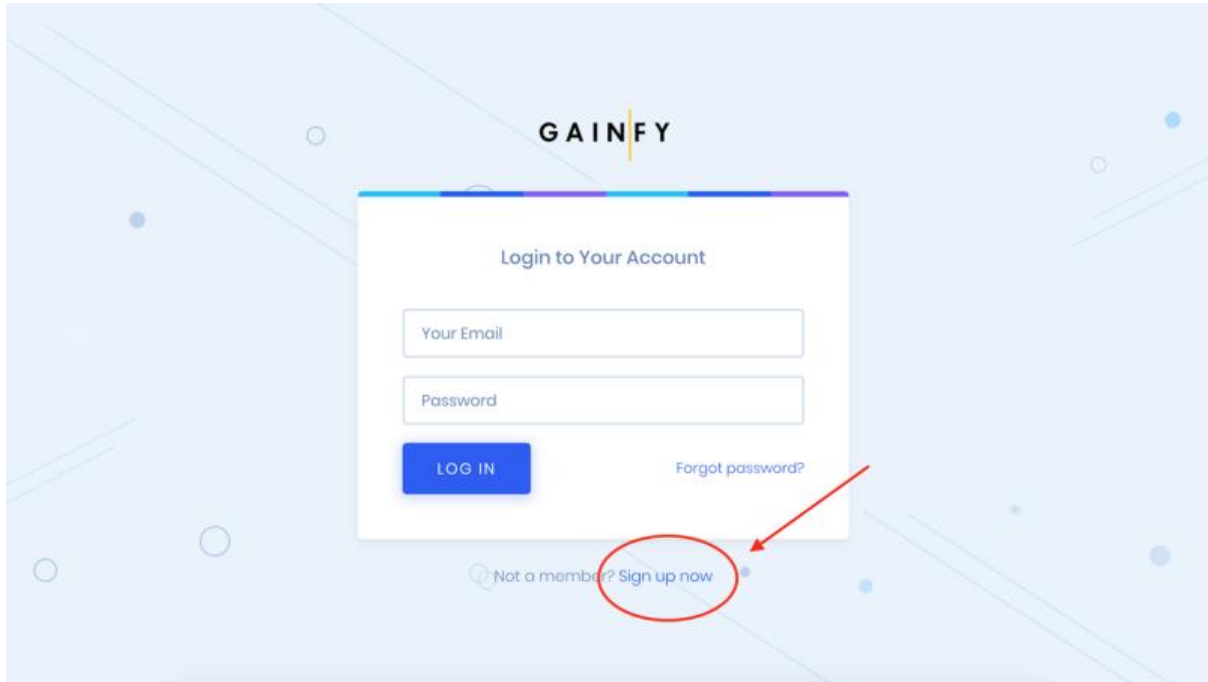
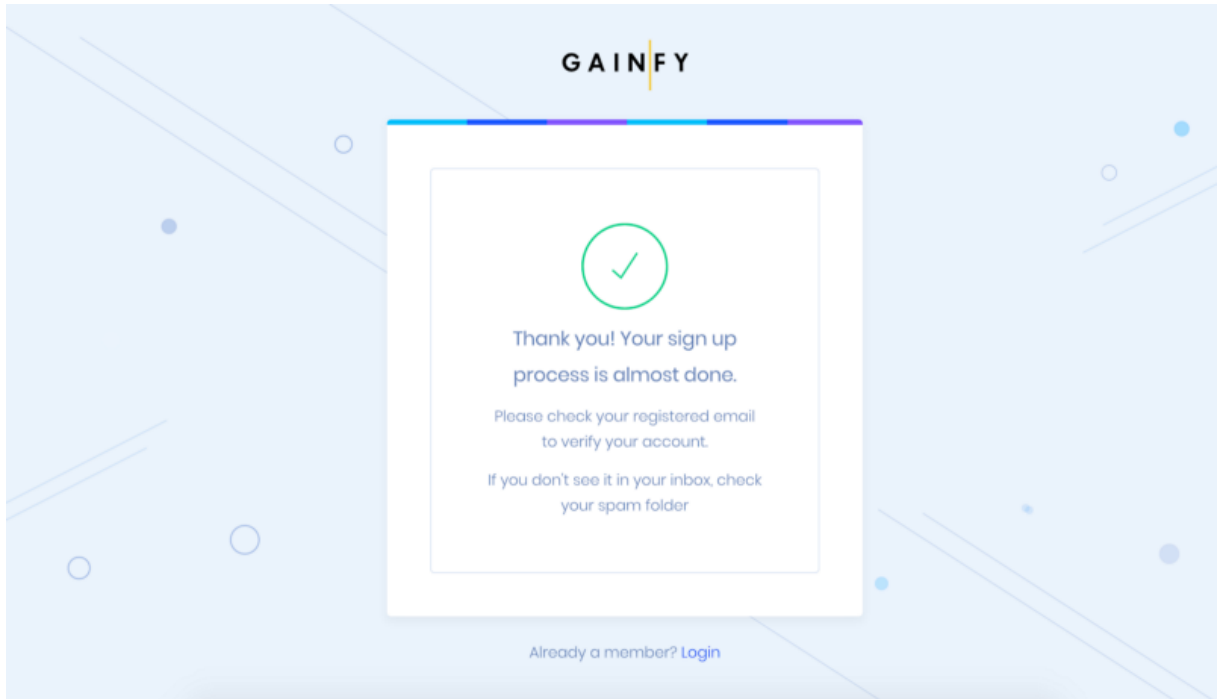


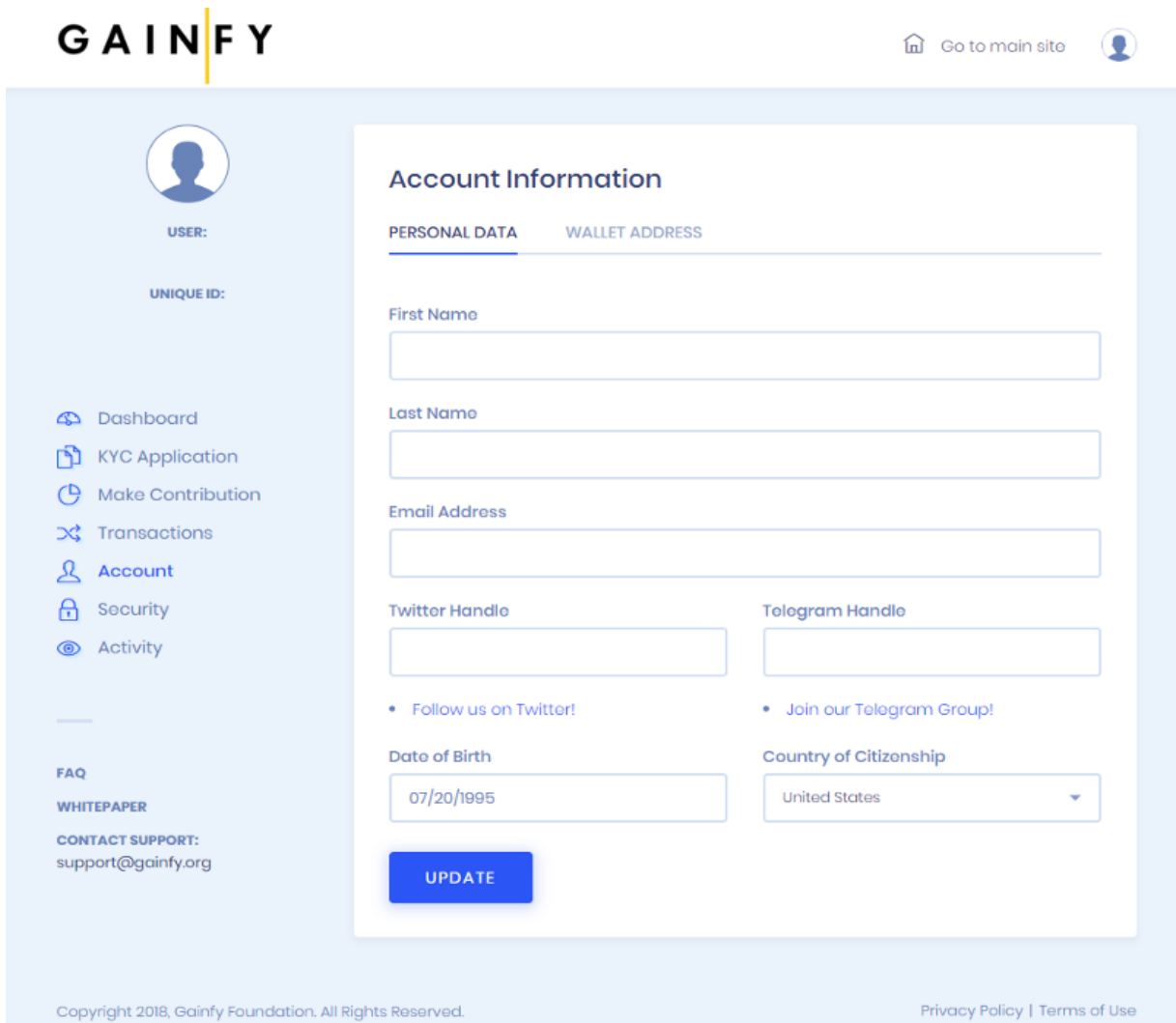
## HOW TO MAKE CONTRIBUTION DURING GAINFYTOKEN OFFERING TO RECEIVE GAIN TOKEN

1. Go to the [GAIN token sale](#) page on the Gainfy [Website](#) and create an account.





2. Verify your email account and login.
3. Complete your basic account information.



Please note that all U.S. contributors must have accredited investor status and verify their accreditation no later than 90 days after their contribution.

\*For clarity, the definition of an Accredited Investor under Rule 501 of Regulation D promulgated under the U.S. Securities Act of 1933 is: “To be considered an Accredited Investor, one must have a net worth of at least \$1,000,000, excluding the value of one’s primary residence, or have income of at least \$200,000 each year for the last two years (or \$300,000 combined income if you’re married) and have the expectation to make the same amount this year.

4. Enter your ERC-20 compatible wallet return address as GAIN token is an ERC-223 token. To be sure, here is a [list](#) of wallets that are compatible with ERC-20 tokens.

**GAINFY** Go to main site

**Account Information**

**PERSONAL DATA** **WALLET ADDRESS**

In order to receive GAIN tokens, all U.S. persons must complete "Accredited Investor" and complete KYC/AML verification within 90 days after their contribution. International (i.e. non-U.S.) persons do not need to be accredited investors but shall complete KYC/AML within 90 days after their contribution and must not be from a black-listed country (Iraq, North Korea, etc.) Please select your wallet and enter your address in the input box. You will receive GAIN tokens to this address after the token offering is completed.

Select Wallet

imToken

Your Address To Receive Tokens:

Note: Address should be ERC20-compliant.

**DO NOT USE** your exchange wallet address such as Kraken, Bitfinex, Bithumb, Binance etc. You can use MetaMask, MayEtherWallet, Mist wallets etc. Do not use the address if you don't have a private key of the your address. You WILL NOT receive GAIN Tokens and WILL LOSE YOUR FUNDS if you do.

**UPDATE**

Copyright 2018, Gainfy Foundation. All Rights Reserved. [Privacy Policy](#) | [Terms of Use](#)

5. Go to “Make Contribution” page. Select whether your payment currency will be Bitcoin or Ethereum. Crypto contributions are based on coinbase.com exchange rate at the time of contribution. To receive GAIN token you have to complete KYC/AML or accredited investor verification within 90 days after your contribution.

**GAINFY** Go to main site

UNIQUE ID:

Dashboard  
KYC Application  
**Contributions**  
Transactions  
Account  
Activity

PRIVACY POLICY  
WHITEPAPER  
CONTACT SUPPORT  
sto@gainfy.com

### Make Contribution

1. Select the contribution currency

Ethereum Bitcoin

- 1 GAIN = \$0.50 USD
- Min: \$100 USD
- Max: \$100,000 USD
- Total Supply: 500,000,000
- Total Token Offered: 200,000,000

2. Choose contribution amount to calculate the total number of GAIN tokens

Crypto contributions are based on coinbase.com exchange rate at the time of contribution. To receive GAIN token you have to complete KYC/AML or accredited investor verification within 90 days after your contribution.

If you want to contribute in Fiat, first complete your status verification, then email us request for wire instructions, including your registered account ID # and the desired contribution amount to sto@gainfy.com.

Number of Tokens: 0 GAIN ↔ Contribution Amount: 0

Current Bonus: 15% during Stage I  
Ends on - 30 Sept, 2018

Current rate of contribution method:

The calculator helps you to convert required currency to GAIN tokens.

Contribution	Bonus	Tokens Reserved
0 USD	+ 0 GAIN	0 GAIN

View the Gainfy Token Offering Terms and Conditions

By making a contribution, I confirm that I have read, accept and agree to the Gainfy DPA

**MAKE CONTRIBUTION**

Copyright 2018, Gainfy Foundation. All Rights Reserved. Privacy Policy | Terms of Use

If you want to contribute in Fiat, first complete your status verification, then email us request for wire instructions, including your registered account ID # and the desired contribution amount to sto@gainfy.com.

6. Choose either the total amount of contribution you want to make or the the number of tokens you want to reserve.

**GAINFY** Go to main site

UNIQUE ID:

Dashboard  
KYC Application  
**Contributions**  
Transactions  
Account  
Activity

PRIVACY POLICY  
WHITEPAPER  
CONTACT SUPPORT  
sto@gainfy.com

### Make Contribution

1. Select the contribution currency

Ethereum Bitcoin

- 1 GAIN = \$0.50 USD
- Min: \$100 USD
- Max: \$100,000 USD
- Total Supply: 500,000,000
- Total Token Offered: 200,000,000

2. Choose contribution amount to calculate the total number of GAIN tokens

Crypto contributions are based on coinbase.com exchange rate at the time of contribution. To receive GAIN token you have to complete KYC/AML or accredited investor verification within 90 days after your contribution.

If you want to contribute in Fiat, first complete your status verification, then email us request for wire instructions, including your registered account ID # and the desired contribution amount to sto@gainfy.com.

Number of Tokens: 0 GAIN ↔ Contribution Amount: 0 €

Current Bonus: 15% during Stage I  
Ends on - 30 Sept, 2018

Current rate of contribution method:

The calculator helps you to convert required currency to GAIN tokens.

Contribution	Bonus	Tokens Reserved
0 USD	+ 0 GAIN	0 GAIN

View the Gainfy Token Offering Terms and Conditions

By making a contribution, I confirm that I have read, accept and agree to the Gainfy DPA

**MAKE CONTRIBUTION**

Copyright 2018, Gainfy Foundation. All Rights Reserved. Privacy Policy | Terms of Use

7. Make sure to review the Gainfy Token Offering Terms and Conditions before submitting “Make Contribution” button

**GAINFY** Go to main site

UNIQUE ID:

Dashboard  
KYC Application  
**Contributions**  
Transactions  
Account  
Activity

PRIVACY POLICY  
WHITEPAPER  
CONTACT SUPPORT  
sto@gainfy.com

### Make Contribution

1. Select the contribution currency

**Ethereum** **Bitcoin**

- 1 GAIN = \$0.50 USD
- Min: \$100 USD
- Max: \$100,000 USD
- Total Supply: 500,000,000
- Total Token Offered: 200,000,000

2. Choose contribution amount to calculate the total number of GAIN tokens

Crypto contributions are based on coinbase.com exchange rate at the time of contribution. To receive GAIN token you have to complete KYC/AML or accredited investor verification within 90 days after your contribution.

If you want to contribute in Fiat, first complete your status verification, then email us request for wire instructions, including your registered account ID # and the desired contribution amount to sto@gainfy.com.

Number of Tokens: 0 GAIN  
Contribution Amount: € 0  
Current Bonus: 15% during Stage I  
Ends on - 30 Sept, 2018

Current rate of contribution method:  
• The calculator helps you to convert required currency to GAIN tokens.

Contribution	Bonus	Tokens Reserved
0 USD	+ 0 GAIN	0 GAIN

View the Gainfy Token Offering Terms and Conditions

By making a contribution, I confirm that I have read, accept and agree to the Gainfy DPA

**MAKE CONTRIBUTION**

Copyright 2018, Gainfy Foundation. All Rights Reserved. Privacy Policy | Terms of Use

8. To finalize your contribution you can enter the GAIN token payment address manually or scan the QR code with a wallet app on your mobile device.

If you send more or less than your original listed amount, your purchase will be adjusted accordingly.

The screenshot shows the GAINFY website interface. At the top, the logo 'GAINFY' is on the left, and 'Go to main site' with a home icon and a user profile icon are on the right. Below the logo, a 'UNIQUE ID: Q0P5TWIYBNBMGEVMH6ZZZCSFZDS' is displayed. A sidebar on the left contains navigation links: Dashboard, KYC Application, Contributions, Transactions, Account, and Activity. Below the sidebar are links for PRIVACY POLICY, WHITEPAPER, ONE PAGER, and CONTACT SUPPORT (sto@gainfy.com). The main content area is titled 'Make Contribution' and shows '1. Select the contribution currency' with Bitcoin selected. It lists '1 GAIN = \$0.50 USD' and 'Min: \$100 USD'. A 'MAKE CONTRIBUTION' button is at the bottom of this section. A modal window titled 'Purchase Details ETH:' is open in the foreground. It states: 'Your transaction is now Pending Contribution. You will receive 250 GAIN (incl. bonus of 50 GAIN) once the contribution of 0.0155813 ETH is received at the rate 221.39 per Eth. Please make your contribution to the bellow Address'. It shows the address '0xc740d40c01DB444830775f2B5B930Db714468fBb' with a copy icon. Below the address, it shows 'SET GAS LIMIT: 120 000' and 'SET GAS PRICE: 95 Gwei'. There is a QR code and a warning: 'Do not make payment through exchange (Kraken, Bitfinex). You can use MetaMask, MayEtherWallet, Mist wallets etc.' Another warning says: 'In case you send a different amount ETH, the number of GAIN tokens will update accordingly.' At the bottom of the modal are buttons for 'I WANT THIS TOKEN' and 'I Don Want This'. The footer of the page contains 'Copyright 2018, Gainfy Foundation. All Rights Reserved.' and 'Privacy Policy | Terms of Use'.

## 9. Confirm

The screenshot shows the GAINFY dashboard with a sidebar menu on the left and a main content area on the right. The sidebar menu includes: Dashboard, KYC Application, Make Contribution, Transactions, Account, Security, and Activity. The main content area features two tabs: "ETHEREUM CONTRIBUTIONS" (selected) and "BITCOIN CONTRIBUTIONS". Below the tabs is a search bar and a table of transactions. The table has columns: TNX NO, TOKENS, CONTRIBUTION, and STATUS. A single transaction is listed with a warning icon (yellow triangle):

TNX NO	TOKENS	CONTRIBUTION	STATUS
<b>GAINTXETH239</b> 2018-10-08 23:24:50	<b>+202</b> GAIN	<b>0.4393673</b> ETH	<b>CONTRIBUTION PENDING</b>

The top of the dashboard includes the GAINFY logo, a "Go to main site" link, and a user profile icon. The bottom of the dashboard also includes the GAINFY logo, a "Go to main site" link, and a user profile icon.

Once you receive purchasing confirmation, you have successfully participated in the GAIN token sale. The token sale is expected to last until December 31st, 2018. Once the token sale has finished, tokens will be generated and distributed within 60 days. In the meantime, we will continue to update the community through regular posts on Medium. If you have more questions, see our [token sale FAQ](#) or reach out to us on our [Telegram channel](#).



**We've also created a video walkthrough of the token sale process!**

## **STAY SAFE ON OFFICIAL CHANNELS**

The following official channels are the only ones you should trust in terms of token sale announcements and information:

1. [The official Gainfy Foundation website](#). Most scam attempts use a clone of the project's website to asks for funds. Thankfully, we were able to secure a unique domain name, [gainfy.com](https://gainfy.com); be sure to avoid any sites with different URLs.

THE TOKEN SALE WEBSITE IS: <https://gainfy.com/whitelist/> Be sure to enter this manually into your web browser instead of clicking on a link in an email, as a link may redirect you to a fraudulent website.

2. [The Gainfy Foundation blog on Medium](#). We will make an official announcement on our blog as soon as the sale is open to the public.

BTC and ETH will be the only accepted forms of payment. Those who don't already own BTC or ETH, you can [purchase](#) them from a number of online exchanges.

Because exchanges can often take hours to days to process withdrawals, we ask that no contributions be sent directly from exchanges. Instead please send contributions from a wallet in which you own the private keys.

### **ACCEPTABLE BTC WALLETS:**

- Jaxx
- Bitpay
- Copay
- Ledger Nano
- Trezor
- Bitcoin Core

### **ACCEPTABLE ERC20 WALLETS:**

- Jaxx
- MyEtherWallet
- imToken
- Parity
- Mist
- MetaMask